

Technical Data

Guidelines for Handling Lithium Batteries

Catalog Numbers 1747-BA, 1754-BAT, 1755-BAT, 1756-BA1, 1756-BA2, 1756-BATA, 1756-BATM, 1757-PLXBAT, 1763-BA, 1769-BA, 1770-XO, 1770-XR, 1770-XY, 1770-XYB, 1770-XYC, 1770-XZ

Topic	Page
Safety Considerations	3
Storing Lithium Batteries	4
Transporting Lithium Batteries	5
Installing and Replacing Lithium Batteries	5
Disposing of Lithium Batteries	5
Hazards to Personnel	7

2 Guidelines for Handling Lithium Batteries

Important User Information

Solid state equipment has operational characteristics differing from those of electromechanical equipment. Safety Guidelines for the Application, Installation and Maintenance of Solid State Controls (Publication [SGL-1.1](#) available from your local Rockwell Automation sales office or online at <http://literature.rockwellautomation.com>) describes some important differences between solid state equipment and hard-wired electromechanical devices. Because of this difference, and also because of the wide variety of uses for solid state equipment, all persons responsible for applying this equipment must satisfy themselves that each intended application of this equipment is acceptable.





In no event will Rockwell Automation, Inc. be responsible or liable for indirect or consequential damages resulting from the use or application of this equipment.

The examples and diagrams in this manual are included solely for illustrative purposes. Because of the many variables and requirements associated with any particular installation, Rockwell Automation, Inc. cannot assume responsibility or liability for actual use based on the examples and diagrams.

No patent liability is assumed by Rockwell Automation, Inc. with respect to use of information, circuits, equipment, or software described in this manual.

Reproduction of the contents of this manual, in whole or in part, without written permission of Rockwell Automation, Inc., is prohibited.

Throughout this manual, when necessary, we use notes to make you aware of safety considerations.

WARNING 	Identifies information about practices or circumstances that can cause an explosion in a hazardous environment, which may lead to personal injury or death, property damage, or economic loss.
IMPORTANT	Identifies information that is critical for successful application and understanding of the product.
ATTENTION 	Identifies information about practices or circumstances that can lead to personal injury or death, property damage, or economic loss. Attentions help you identify a hazard, avoid a hazard and recognize the consequences.
SHOCK HAZARD 	Labels may be on or inside the equipment, for example, drive or motor, to alert people that dangerous voltage may be present.
BURN HAZARD 	Labels may be on or inside the equipment, for example, drive or motor, to alert people that surfaces may reach dangerous temperatures.

Lithium batteries are primary (not rechargeable) cells that give extended memory support for Rockwell Automation products.

Safety Considerations

ATTENTION



Failure to follow the guidelines in this document may result in damaged equipment and personal injury.

Use the battery for its intended application only. **Do not:**

- recharge.
- open, puncture, or crush.
- incinerate or expose to high temperatures.
- solder leads.
- short positive or negative terminals together.
- ship or dispose except according to the procedures in this document and all applicable local regulations.

ATTENTION



Do not substitute any other battery than that which is recommended for a specific product. Substituting another battery could result in an unsafe condition and causes the processors to be non-compliant with hazardous location standards and regulations.

Use caution when installing and replacing lithium batteries in equipment in hazardous locations.

WARNING



Explosion Hazard - Batteries must be installed or replaced only in an area known to be non-hazardous.

AVERTISSEMENT



RISQUE D'EXPLOSION - Afin d'éviter tout risque d'explosion, s'assurer que l'emplacement est désigné non dangereux avant de changer la batterie.

4 Guidelines for Handling Lithium Batteries

Storing Lithium Batteries

- Regularly monitor the temperature and humidity of the storage area.
- Store in the original containers, away from flammable materials.
- Use a first-in/first-out system for handling stored batteries.
- Keep track of storage time. Reference storage time to the date of manufacture.
 - **Do not** store batteries longer than 10 years.
 - **Do not** store used batteries longer than 3 months before disposal.
- Ventilate and protect the storage area against fire.

Storage Temperatures for Lithium Batteries

Battery	Storage Temperature
1747-BA	Store in a cool, dry environment with 20...25 °C (68...77 °F) temperatures and 40...60% humidity.
1754-BAT	Store in -55...75 °C (-67...167 °F) temperatures.
1756-BA1	<ul style="list-style-type: none">• Store in -45...85 °C (-49...185 °F) temperatures. Refer to the following recommendations for each battery.<ul style="list-style-type: none">– 1756-BA1: store at 39 °C (102 °F)– 1756-BA2: store at 29 °C (84 °F)– 1769-BA: store at 39 °C (102 °F)• To avoid leakage or other hazards, do not store batteries above 60 °C (140 °F) for more than 30 days.
1756-BA2	
1769-BA	
1756-BATA	Do not store in temperatures above 30 °C (86 °F) or relative humidity above 30%.
1763-BA	Store in a cool, dry environment with 20...25 °C (68...77 °F) temperatures and 40...60% humidity.
1770 series	Do not store in temperatures above 100 °C (212 °F).

Transporting Lithium Batteries

The transportation of lithium batteries must be in accordance with all relevant national and international regulations. For more information regarding the transportation restrictions and guidelines for a replacement battery, refer to the applicable lithium battery Material Safety Data Sheet (MSDS) at <http://www.ab.com/programmablecontrol/batteries.html>.

Installing and Replacing Lithium Batteries

For some products, only specific personnel may remove or replace the batteries. Refer to the documentation that shipped with the product for detailed installation instructions. If installing or replacing a battery in a hazardous location, refer to [Safety Considerations on page 3](#).

Disposing of Lithium Batteries

ATTENTION



- **Do not** incinerate or dispose of lithium batteries in general waste collection. They may explode or rupture violently.
- Collect batteries for disposal carefully to prevent short circuiting, compacting, or destroying the battery case.
- Review and comply with all relevant local, state, and country regulations dealing with the disposal of these materials. You are legally responsible for hazards created while your battery is being disposed.



This product contains a sealed lithium battery that may need to be replaced during the life of the product.

At the end of its life, the battery contained in this product should be collected separately from any unsorted municipal waste.

The collection and recycling of batteries helps protect the environment and contributes to the conservation of natural resources as valuable materials are recovered.

6 Guidelines for Handling Lithium Batteries

1. Visually inspect all batteries for damage to the battery casing or leakage of electrolyte.

If a battery is damaged and/or leaking, see [Disposing of Damaged or Leaking Batteries on page 6](#).

2. If the battery has leads and is clean and undamaged, use side cutters to remove the leads as close to the body of the battery as possible.
-

ATTENTION



Do not damage the battery case when removing leads.

3. Refer to applicable regulations for more detailed information regarding the packing, shipping, and transporting of lithium batteries.

Disposing of Damaged or Leaking Batteries

You must wear protective clothing (protective eyewear, clothes, safety shield, and self-contained breathing apparatus).

Do not:

- pick up ruptured batteries with bare hands, as lithium can cause skin burns.
Use tongs, scoops, or a shovel to place the batteries in a mineral-oil-filled container.
- breathe fumes.
Ventilate the area to disperse fumes before entering the room.

If toxic or corrosive material comes into contact with your eyes or skin, flush with water and consult a physician. For more information regarding actions to take in this situation, refer to the applicable lithium battery Material Safety Data Sheet (MSDS) at <http://www.ab.com/programmablecontrol/batteries.html>.

Hazards to Personnel

Potential hazards to personnel include:

- burns from overheated cells.
- injury from explosion or violent rupture of overheated cells.
- injury from fire caused by combustion of lithium.
- exposure to toxic or corrosive liquids or gases from the battery or its decomposition products.

For more information regarding personnel hazards and first aid, refer to the applicable lithium battery Material Safety Data Sheet (MSDS) at <http://www.ab.com/programmablecontrol/batteries.html>.

Additional Resources

You can view or download publications at <http://literature.rockwellautomation.com>. To order paper copies of technical documentation, contact your local Rockwell Automation distributor or sales representative.

Rockwell Automation Support

Rockwell Automation provides technical information on the Web to assist you in using its products. At <http://support.rockwellautomation.com>, you can find technical manuals, a knowledge base of FAQs, technical and application notes, sample code and links to software service packs, and a MySupport feature that you can customize to make the best use of these tools.

For an additional level of technical phone support for installation, configuration, and troubleshooting, we offer TechConnect support programs. For more information, contact your local distributor or Rockwell Automation representative, or visit <http://support.rockwellautomation.com>.

Installation Assistance

If you experience a problem within the first 24 hours of installation, please review the information that's contained in this manual. You can also contact a special Customer Support number for initial help in getting your product up and running.

United States	1.440.646.3434 Monday – Friday, 8 a.m. – 5 p.m. EST
Outside United States	Please contact your local Rockwell Automation representative for any technical support issues.

New Product Satisfaction Return

Rockwell Automation tests all of its products to ensure that they are fully operational when shipped from the manufacturing facility. However, if your product is not functioning and needs to be returned, follow these procedures.

United States	Contact your distributor. You must provide a Customer Support case number (call the phone number above to obtain one) to your distributor to complete the return process.
Outside United States	Please contact your local Rockwell Automation representative for the return procedure.

Documentation Feedback

Your comments will help us serve your documentation needs better. If you have any suggestions on how to improve this document, complete this form, publication RA-DU002, available at <http://literature.rockwellautomation.com>.

Allen-Bradley, Rockwell Automation, and TechConnect are trademarks of Rockwell Automation, Inc.

www.rockwellautomation.com

Power, Control and Information Solutions Headquarters

Americas: Rockwell Automation, 1201 South Second Street, Milwaukee, WI 53204 USA, Tel: (1) 414.382.2000, Fax: (1) 414.382.4444
Europe/Middle East/Africa: Rockwell Automation, Vorslaan/Boulevard du Souverain 36, 1170 Brussels, Belgium, Tel: (32) 2 663 0600, Fax: (32) 2 663 0640
Asia Pacific: Rockwell Automation, Level 14, Core F, Cyberport 3, 100 Cyberport Road, Hong Kong, Tel: (852) 2887 4788, Fax: (852) 2508 1846

Publication AG-5.4-AUG09 - August 2009

PN 955118-04G

Supersedes Publication AG-5.4-NOV04 - November 2004

Copyright © 2009 Rockwell Automation, Inc. All rights reserved. Printed in the U.S.A.